

# ACCEPTING CREDIT CARDS

CAMP MASTERS has partnered with PayAnywhere to provide accounts and free readers to all Units.

- Just go to: [payanywhere.com/campmasters](http://payanywhere.com/campmasters)
- Establish an account
- Readers will be shipped to the Kernel.



- **FREE app and FREE card readers**
- **Multiple device and multiple user ready**
- **No hidden fees....No monthly minimum fees, no setup fees, and no cancellation fees**
- **2.69% per swipe transaction fee; 3.49% + \$0.19 for keyed transactions**
- **Transaction fees removed from deposits automatically**
- **Funds within 24 hours of processed transactions**
- **Free Merchant Portal for detailed account activity and business intelligence reporting**
- **Create versatile item library with multiple products and prices or input charges directly.**
- **Safe and secure with immediate data encryption and PCI compliant and certified**
- **Live Customer Support via Phone and Chat**
- **[www.campmasters.org/pay-anywhere](http://www.campmasters.org/pay-anywhere)**



# CREATE YOUR ACCOUNT


## Applying for PayAnywhere.



Head to [payanywhere.com/campmasters](https://payanywhere.com/campmasters) to apply for your account. As the head of your Unit, you are responsible for your account. Use your information for the majority of the fields on this page.


The Boy Scouts of American National Council does not permit any regional or local councils, troops, packs, or units to use the National Council's Tax Identification Number (TIN) when applying for a merchant processing account.


Units should not use the Social Security Number of an adult leader, if they do, the IRS will attribute all banking transactions, unit purchases, etc., to that leader as an individual and they will be solely responsible for any tax related burden. Total transactions under \$20,000 do not trigger a 1099 however.



Prefer the phone?  
Call to register: 877.387.6640

### How will you use PayAnywhere?

**As a Business**  
Require users of goods or services you sell to come from.

**As an individual**  
You will receive the use of a single card in the way of a transaction form.

if you do not have a TIN, use the "individual" tab to apply for an account.

---

**Information about you, the principal of the company**

First name:	<input type="text"/>	Address:	<input type="text"/>
Last name:	<input type="text"/>	Suite / Apt #:	<input type="text"/>
Email:	<input type="text"/>	Zip code:	<input type="text"/>
Phone number:	<input type="text"/>	<input checked="" type="checkbox"/> This is the same as the business address	
Birthday:	Month: <input type="text"/> Day: <input type="text"/> Year: <input type="text"/>	Please create a password:	<input type="password"/>
Last 4 digits of SSN:	<input type="text"/>	Confirm password:	<input type="password"/>

Select "Non-Profit" + "Charities & nonprofits" + "Fundraisers"

Be sure to write down your password. You will use it to log in to the PayAnywhere app and PayAnywhere inside.

---

**Information about your company**

We are a:	<input type="text"/>	Total monthly CC sales:	<input type="text"/>
Industry:	<input type="text"/>	Average ticket amount:	<input type="text"/>
Business Type:	<input type="text"/>	We have been in business for:	<input type="text"/>
DSA name:	<input type="text"/>		
Federal Tax ID:	<input type="text"/>		

Select "<\$25,000."

☐ I have read and agree to the [Terms and Conditions](#).

CREATE ACCOUNT

This site and your information are protected by SSL encryption.



**CAMPMASTERS**  
GOURMET POPCORN